



*Titleist*®

**2020 CUSTOM CLUB OPTIONS**

*Updated as of 10/2/20 // Availability subject to change at anytime.*

# TO BUILD THE WORLD'S BEST GOLF CLUBS, YOU NEED THE WORLD'S BEST SELECTION OF COMPONENTS.

Our goal is to be known as the industry leader in club fitting, which means providing fitters with the best performing products, best fitting tools, largest component library and the highest quality fitting methods. We sincerely appreciate your work to help dedicated golfers improve through well-fit golf clubs.

*Titleist*<sup>®</sup>



APER S  
#1"  
KBS C-TAPER S #3=40.5" - 9.PW=37.5  
KBS C-TAPER S  
KBS TOUR X #4=40"  
KBS TOUR X #3=40.5"  
KBS TOUR X #2=41"  
KBS TOUR X #3=40.5" - 9.PW=37.5  
KBS TOUR X

3 TOUR 105 X  
MODUS 3 TOUR 105 X #3=40.5" - PW=37"  
MODUS 3 TOUR 105 X  
KBS C-TAPER X #4=40"  
KBS C-TAPER X #3=40.5"  
KBS C-TAPER X #2=41"  
KBS C-TAPER X #3=40.5" - 9.PW=37.5  
KBS C-TAPER X

RO 850 R  
NS PRO 850 R  
NS PRO 950 S  
NS PRO 950 S  
NS PRO 950 R  
NS PRO 950 R  
PW=35"  
#3=38.5" - PW=35"  
#3=38.5" - PW=35"

NS PRO 1050 X  
NS PRO 1050 R  
NS PRO 950 X  
FIBER 95 R  
#3=38.5" - PW=35"  
#3=38.5" - PW=35"  
#3=38.5" - PW=35"

R 110 X  
FIBER 110 X  
PXI 5.5  
PXI 5.5  
PXI 6.0  
PXI 6.5  
PXI 6.5  
PW=36.5"  
#3=40" - PW=36.5"  
#3=40" - PW=36.5"

# CLUB SPEC OPTION SUMMARY

DRIVERS	LOFT OPTIONS	LOFT RANGE	STANDARD LIE	LIE RANGE	STANDARD LENGTHS	LENGTH RANGE
<b>TS1</b>	9.5° (RH), 10.5°, 12.5° (RH)	- .75° to +1.5°	58.5°	-.75° to +1.5°	45.75"	-4" to +1.5"
<b>TS12</b>	8.0°, 9.0°, 10.0°, 11.0°	-.75° to +1.5°	58.5°	-.75° to +1.5°	45.5"	-4" to +1.5"
<b>TS13</b>	8.0°, 9.0°, 10.0°, 11.0°	-.75° to +1.5°	58.5°	-.75° to +1.5°	45.5"	-4" to +1.5"
<b>TS4</b>	8.5° (RH), 9.5°, 10.5° (RH)	-.75° to +1.5°	58.5°	-.75° to +1.5°	45.5"	-4" to +1.5"

FAIRWAYS	LOFT OPTIONS	LOFT RANGE	STANDARD LIE	LIE RANGE	STANDARD LENGTHS	LENGTH RANGE
<b>TS12</b>	13.5°, 15°, 16.5°, 18°, 21° (RH)	-.75° to +1.5°	56.5°, 56.5°, 57°, 57.5°, 58°	-.75° to +1.5°	43", 43", 42.5", 42", 41.5"	-4" to +2"
<b>TS13</b>	RH: 13.5°, 15°, 16.5°, 18° LH: 15°, 16.5°	-.75° to +1.5°	57°, 57.5°, 58°	-.75° to +1.5°	42.5", 42", 41.5"	-4" to +2"

HYBRIDS	LOFT OPTIONS	LOFT RANGE	STANDARD LIE	LIE RANGE	STANDARD LENGTHS	LENGTH RANGE
<b>TS2</b>	17° (RH) 19°, 21°, 23°, 25°, 27°	-.75° to +1.5°	57.25° 57.5°, 58°, 58.5°, 59°, 59.5°	-1° to +2°	41", 40.5", 40", 39.5", 39", 38.5"	-4" to +2"
<b>TS3</b>	19°, 21°, 23°, 25°	-.75° to +1.5°	57.5°, 58°, 58.5°	-1° to +2°	40.5", 40", 39.5"	-4" to +2"

IRONS	1	2	3	4	5	6	7	8	9	P	W	W2	W3	LIE RANGE	LENGTH RANGE
<b>T100</b>	—	—	21°	24°	27°	30°	34°	38°	42°	46°	50°	—	—	-2° to +4°	-4" to +2"
<b>T100-S</b>	—	—	19°	22°	25°	28°	32°	36°	40°	44°	48°	—	—	-2° to +4°	-4" to +2"
<b>T200</b>	—	—	—	21°	24°	27°	30°	34°	38°	43°	48°	—	—	-2° to +4°	-4" to +2"
<b>T300</b>	—	—	—	20°	23°	26°	29°	33°	38°	43°	48°	53°	—	-2° to +4°	-4" to +2"
<b>T400</b>	—	—	—	—	20°	23°	26°	29°	33°	38°	43°	49°	55°	-2° to +4°	-4" to +2"
<b>620 CB</b>	—	—	21°	24°	27°	31°	35°	39°	43°	47°	—	—	—	-2° to +2°	-4" to +1"
<b>620 MB</b>	—	—	21°	24°	27°	31°	35°	39°	43°	47°	—	—	—	-2° to +2°	-4" to +1"
<b>CP-02</b>	—	—	20°	23°	26°	29°	32°	36°	40°	44°	48°	—	—	-2° to +2°	-4" to +1.5"
<b>CP-03</b>	—	—	19°	22°	25°	28°	31°	35°	39°	43°	48°	—	—	-2° to +2°	-4" to +1.5"
<b>CP-04</b>	—	—	—	21°	24°	27°	30°	34°	38°	43°	48°	—	—	-2° to +2°	-4" to +1.5"
<b>U-500*</b>	—	17°	20°	23°	—	—	—	—	—	—	—	—	—	-2° to +4°	-4" to +2"
<b>U-510*</b>	16°	18°	20°	22°	—	—	—	—	—	—	—	—	—	-2° to +4°	-4" to +2"
Lie	58°	59°	60°	61°	62°	62.5°	63°	63.5°	64°	64°	64°	64°	64°	—	—
Length	—	39.50"	39.00"	38.50"	38.00"	37.50"	37.00"	36.50"	36.00"	35.75"	35.50"	35.50"	35.25"	—	—

LADIES LENGTH IS -1" FROM MEN'S STANDARD LENGTH. \*UTILITIES WITH HYBRID GRAPHITE ARE +1/4". CALL FOR AVAILABLE LENGTH OPTIONS.

VOKEY DESIGN® WEDGES	LOFT OPTIONS	LOFT RANGE	STANDARD LIE	LIE RANGE	STANDARD LENGTHS	LENGTH RANGE
<b>SM8 Tour Chrome</b>	46° to 62°	-1° to +1°	64°	-2° to +2°	35.75" to 35"	-4" to +2"
<b>SM8 Brushed Steel</b>	46° to 62°	-1° to +1°	64°	-2° to +2°	35.75" to 35"	-4" to +2"
<b>SM8 Jet Black</b>	46° to 62°	-1° to +1°	64°	-2° to +2°	35.75" to 35"	-4" to +2"

SCOTTY CAMERON® PUTTERS	LOFT OPTIONS	LOFT RANGE	STANDARD LIE	LIE RANGE	STANDARD LENGTHS	LENGTH RANGE
<b>2020 Special Select</b>	3.5°	-1° to +1°	70°	-2° to +2°	33", 34", 35"	32" - 36" * 34"H, 35"H
<b>Phantom X</b>	3.5°	-1° to +1°	70°	-2° to +2°	33", 34", 35"	32" - 36" * 34"H, 35"H

ALL PUTTERS AVAILABLE IN .25" LENGTH INCREMENTS. CALL FOR AVAILABLE LENGTH OPTIONS.

# STOCK SHAFT & GRIP OPTION SUMMARY

DRIVERS	TIP TRIM OPTIONS	STOCK SHAFTS	STOCK GRIP	GRIP SIZE OPTIONS
<b>TS1</b>	0.5", 1", 1.5"	MCA Fubuki MV 45 MCA Fubuki MV 39 (L flex only) Fujikura Air Speeder 40 Fujikura Air Speeder 35 (R3 (L) flex only)	Golf Pride Tour Velvet 360° Lite Flat Gray Cap	-1/64", STD, +1/64", +1/32", +3/64", +1/16"
<b>TS12</b>	0.5", 1", 1.5"	MCA Tensei AV White RAW 65 Project X HZRDUS Smoke Yellow 60 Project X HZRDUS Smoke Black RDX 60 MCA Tensei AV Blue RAW 55 MCA Kuro Kage Black DC 5G 50 MCA Kuro Kage Black Dual-Core 40 (L-flex only)	Golf Pride Tour Velvet 360° Flat Cap Gray	-1/64", STD, +1/64", +1/32", +3/64", +1/16"
<b>TS13</b>	0.5", 1", 1.5"	MCA Tensei AV White RAW 65 Project X HZRDUS Smoke Yellow 60 Project X HZRDUS Smoke Black RDX 60 MCA Tensei AV Blue RAW 55	Golf Pride Tour Velvet 360° Flat Cap Gray	-1/64", STD, +1/64", +1/32", +3/64", +1/16"
<b>TS4</b>	0.5", 1", 1.5"	Project X Even Flow T1100 White 65 Project X HZRDUS Smoke Yellow 60 Project X HZRDUS Smoke Black 60	Golf Pride Tour Velvet 360° Gray	-1/64", STD, +1/64", +1/32", +3/64", +1/16"
FAIRWAYS	TIP TRIM OPTIONS	STOCK SHAFTS	STOCK GRIP	GRIP SIZE OPTIONS
<b>TS12</b>	0.5", 1", 1.5"	MCA Tensei AV White RAW 75 Project X HZRDUS Smoke Yellow 70 Project X HZRDUS Smoke Black RDX 70 MCA Tensei AV Blue RAW 65 MCA Kuro Kage Black DC 5G 55 MCA Kuro Kage Black Dual-Core 45 (L-flex only)	Golf Pride Tour Velvet 360° Flat Cap Gray	-1/64", STD, +1/64", +1/32", +3/64", +1/16"
<b>TS13</b>	0.5", 1", 1.5"	MCA Tensei AV White RAW 75 Project X HZRDUS Smoke Yellow 70 Project X HZRDUS Smoke Black RDX 70 MCA Tensei AV Blue RAW 65	Golf Pride Tour Velvet 360° Flat Cap Gray	-1/64", STD, +1/64", +1/32", +3/64", +1/16"
HYBRIDS	TIP TRIM OPTIONS	STOCK SHAFTS	STOCK GRIP	GRIP SIZE OPTIONS
<b>TS2</b>	0.5", 1", 1.5"	Project X Even Flow White 90HY HZRDUS Smoke Black 80HY Mitsubishi Tensei AV Blue 70HY Mitsubishi Kuro Kage Black DC 60HY Mitsubishi Kuro Kage Black DC 50HY (L-flex only)	Golf Pride Tour Velvet 360° Gray	-1/64", STD, +1/64", +1/32", +3/64", +1/16"
<b>TS3</b>	0.5", 1", 1.5"	Project X Even Flow White 90HY HZRDUS Smoke Black 80HY Mitsubishi Tensei AV Blue 70HY	Golf Pride Tour Velvet 360° Gray	-1/64", STD, +1/64", +1/32", +3/64", +1/16"

# STOCK SHAFT & GRIP OPTION SUMMARY

IRONS	TIP TRIM OPTIONS	STOCK SHAFTS	STOCK GRIP	GRIP SIZE OPTIONS
<b>T100</b>	Hard or Soft Step	True Temper AMT Tour White	Golf Pride Tour Velvet 360° White Flat Cap	-1/64", Std, +1/64", +1/32", +3/64", +1/16"
<b>T100 (Graphite)</b>	Hard or Soft Step	Mitsubishi Tensei AV White AM2	Golf Pride Tour Velvet 360° White Flat Cap	-1/64", Std, +1/64", +1/32", +3/64", +1/16"
<b>T100-S</b>	Hard or Soft Step	Project X LZ	Golf Pride Tour Velvet 360° White Flat Cap	-1/64", Std, +1/64", +1/32", +3/64", +1/16"
<b>T100-S (Graphite)</b>	Hard or Soft Step	Mitsubishi Tensei AV White AM2	Golf Pride Tour Velvet 360° White Flat Cap	-1/64", Std, +1/64", +1/32", +3/64", +1/16"
<b>T200</b>	Hard or Soft Step	True Temper AMT Black	Golf Pride Tour Velvet 360° White Flat Cap	-1/64", Std, +1/64", +1/32", +3/64", +1/16"
<b>T200 (Graphite)</b>	Hard or Soft Step	Mitsubishi Tensei AV Blue AM2	Golf Pride Tour Velvet 360° White Flat Cap	-1/64", Std, +1/64", +1/32", +3/64", +1/16"
<b>T300</b>	Hard or Soft Step	True Temper AMT Red	Golf Pride Tour Velvet 360° White Flat Cap	-1/64", Std, +1/64", +1/32", +3/64", +1/16"
<b>T300 (Graphite)</b>	Hard or Soft Step	Mitsubishi Tensei AV Red AM2	Golf Pride Tour Velvet 360° White Flat Cap	-1/64", Std, +1/64", +1/32", +3/64", +1/16"
<b>T400</b>	Hard or Soft Step	True Temper AMT Red	Golf Pride Tour Velvet 360° White Flat Cap	-1/64", Std, +1/64", +1/32", +3/64", +1/16"
<b>T400 (Graphite)</b>	Hard or Soft Step	Mitsubishi Fubuki MV IR 44/50/55/60	Golf Pride Tour Velvet 360° Lite+ Flat Gray Cap	-1/64", Std, +1/64", +1/32", +3/64", +1/16"
<b>CP-02</b>	Hard or Soft Step	All Custom Shaft Options Available for CNCPT	All Custom Grip Options Available for CNCPT	-1/64", Std, +1/64", +1/32", +3/64", +1/16"
<b>CP-03</b>	Hard or Soft Step	All Custom Shaft Options Available for CNCPT	All Custom Grip Options Available for CNCPT	-1/64", Std, +1/64", +1/32", +3/64", +1/16"
<b>CP-04</b>	Hard or Soft Step	All Custom Shaft Options Available for CNCPT	All Custom Grip Options Available for CNCPT	-1/64", Std, +1/64", +1/32", +3/64", +1/16"
<b>620 CB</b>	Hard or Soft Step	Project X LZ	Golf Pride Tour Velvet 360° White Flat Cap	-1/64", Std, +1/64", +1/32", +3/64", +1/16"
<b>620 MB</b>	Hard or Soft Step	Project X	Golf Pride Tour Velvet 360° White Flat Cap	-1/64", Std, +1/64", +1/32", +3/64", +1/16"
<b>U-500 (Graphite)</b>	0.5", 1", 1.5"	HZRDSU Smoke Black 90HY	Golf Pride Tour Velvet 360° White Flat Cap	-1/64", Std, +1/64", +1/32", +3/64", +1/16"
<b>U-510 (Graphite)</b>	0.5", 1", 1.5"	HZRDSU Smoke Black 80HY	Golf Pride Tour Velvet 360° White Flat Cap	-1/64", Std, +1/64", +1/32", +3/64", +1/16"

WEDGES	TIP TRIM OPTIONS	STOCK SHAFTS	STOCK GRIP	GRIP SIZE OPTIONS
<b>SM8 Tour Chrome</b>	Soft Step	Dynamic Gold S200	Vokey Tour Velvet 360° White Flat Cap	-1/64", Std, +1/64", +1/32", +3/64", +1/16"
<b>SM8 Brushed Steel</b>	Soft Step	Dynamic Gold S200	Vokey Tour Velvet 360° White Flat Cap	-1/64", Std, +1/64", +1/32", +3/64", +1/16"
<b>SM8 Jet Black</b>	Soft Step	Dynamic Gold S200	Vokey Tour Velvet 360° White Flat Cap	-1/64", Std, +1/64", +1/32", +3/64", +1/16"

PUTTERS	TIP TRIM OPTIONS	STOCK SHAFTS	STOCK GRIP	GRIP SIZE OPTIONS
<b>2020 Special Select</b>	N/A	Steel	Pistolini Plus	N/A
<b>Phantom X</b>	N/A	Steel	Pistolero Plus	N/A

# DRIVER/FAIRWAY SHAFT COMPARISON

		SPIN				
		LOW	LOW-MID	MID	MID-HIGH	HIGH
LAUNCH	HIGH				Diamana Ltd M+ Red 50/40	Air Speeder 40/35
					Fubuki MV FW 45/39	Fubuki MV 45/39
					Tour AD MJ 5	
			Tour AD MJ 6		Tour AD BB 5	
	MID-HIGH			Rogue Black 130 M.S.I. 70	Kuro Kage Black DC 5G SFW 50	
			Tour AD MT 6		Diamana Ltd M+ Red 60	
				Tour Blue 65	Kuro Kage Black DC 5G 55	
				ATMOS Tour Spec Red 6	Diamana Ltd S+ Blue 50	
				Tour Blue 75	Tour AD IZ 5	
					Tour AD DI 5	
	MID				Rogue Black 130 M.S.I. 60	
			Rogue Black 95 MSI 80	Rogue Black 95 MSI 60		
			ATMOS Tour Spec Red 7	Rogue Black 95 MSI 70	Tensei CK Pro Blue 60	
			Proforce V2 7	Diamana Ltd S+ 60		
			Tour AD BB 6	Diamana Ltd S+ 70		
			Tensei CK Pro Blue 70	Diamana Ltd S+ 80		
			Tour AD DI 6	ATMOS Tour Spec Blue 6	Speeder Evolution 661 Tour Spec	
			Tour AD IZ 6/IZ 7	Diamana Ltd D+ White 60		
			Tour AD XC 6	Tensei AV RAW Blue 65	Tensei AV RAW Blue SFW 55	
			Tour AD GP 6	Proforce V2 6		
	LOW-MID		Tour AD DI 7	Speeder Pro 64 Tour Spec		
		Tour AD BB 7	Tensei CK Pro White 70	Tensei CK Pro White 60		
				Tensei AV Blue 75		
		Proforce V2 8	RIP a 70	Speeder Pro 74/84 Tour Spec		
		Tour AD DI 8	Tour AD TP 6	Tour Green 65/75/85		
		Tour AD IZ 8	Ventus Blue VeloCore 6	RIP a 60		
		Tensei CK Pro Orange 70	Kiyoshi Purple 75	Kiyoshi Purple 65		
		Tour AD GP 7	Tour AD XC 7	HZRDU Smoke Black RDX 60/70		
Tour AD TP 7			Tensei CK Pro Orange 60			
RIP a 80		Speeder Evolution 757 Tour Spec	Rogue Silver 110 MSI 60	HZRDU Smoke Yellow 60		
LOW			Speeder 661 EVO VI			
		Ventus Blue VeloCore 7	HZRDU Black H.C. 65/75			
		ATMOS Tour Spec Blue 7	HZRDU Smoke Yellow S. B. 60			
			Rogue Silver 110 MSI 70			
			Speeder 757 EVO VI			
		Ventus Black VeloCore 7		Rogue M*AX Low 65		
		Diamana Ltd D+ White 70/80				
		Tensei AV RAW White 65	Pro 2.0 Tour Spec 6			
		Pro 2.0 Tour Spec 7/8				
		HZRDU Smoke Yellow S. B. 70		HZRDU Smoke Yellow 70		
	Tensei AV RAW White 75	Devotion 6				
	ATMOS Tour Spec Black 7	ATMOS Tour Spec Black 6				
	HZRDU Yellow H.C. 65	Rogue M*AX Low 75				
ATMOS Tour Spec Black 8	Kiyoshi Black 65					
	HZRDU Yellow H.C. 75	Ventus Black VeloCore 6				
	HZRDU Smoke Green S.B. 60/70					
Kiyoshi Black 75	Kiyoshi White 65					

# HYBRID/UTILITY SHAFT COMPARISON

		SPIN				
		LOW	LOW-MID	MID	MID-HIGH	HIGH
LAUNCH	HIGH			Tensei CK Pro Red Hybrid 70	Tensei CK Pro Red Hybrid 50/60 KuroKage Black DC 50HY/60HY	
	MID-HIGH			KuroKage Black DC 70HY		
			Tour AD HY 85	Tensei CK Pro Blue Hybrid 70		
			Rogue Black 85H	Tensei AV Blue Hybrid 70		
	MID			Even Flow Blue 85HY		
			Tour AD DI 85 Hybrid	Tensei CK Pro Blue Hybrid 80		
		KBS Tour	RIP Phenom 80HYB	Tensei AV Blue Hybrid 80		
		Tour AD IZ 85 Hybrid	RIP Phenom 100HYB	Tensei CK Pro Orange Hybrid 80/90		
	LOW-MID		Tour AD DI 105 Hybrid	ATMOS HB Tour Spec Red 7	Even Flow Black 85HY	
			ATMOS HB Tour Spec Blue 8			
			Tensei CK Pro White Hybrid 90			
			HZRDUZ Smoke Black 90HY			
	LOW			Rogue M*AX Low 85H		
			Dynamic Gold	ATMOS HB Tour Spec Black 9	Even Flow White 90HY	
				Even Flow White 100HY		
			Tensei CK Pro White Hybrid 100			

RED: STOCK HYBRID SHAFT    BLUE: STOCK UTILITY IRON SHAFT    BLACK: CUSTOM SHAFT

**NOTES:**

BECAUSE EVERY PLAYER LOADS AND RELEASES SHAFTS DIFFERENTLY, THE ABOVE CHART IS A RELATIVE (NOT ABSOLUTE) MEASURE OF HOW EACH SHAFT PERFORMS, AND HOW THEY PERFORM RELATIVE TO EACH OTHER.

ALL THE ABOVE SHAFTS CAN BE USED IN BOTH HYBRIDS AND UTILITY IRONS.

REFER TO TITLEIST SHAFT PERFORMANCE GUIDE FOR MORE DETAILS.



# IRON SHAFT COMPARISON

		SPIN						
		LOW	LOW-MID	MID	MID-HIGH	HIGH		
LAUNCH	HIGH			NS Pro 950GH	Tensei Pro Red AMC NS Pro 850GH NS Pro 880 AMC KuroKage Ltd. AMC	Fubuki MV IR 44/50/55/60 Tensei AV Red AM2		
		MID-HIGH			NS PRO 950GH neo Tensei AV Blue AM2 XP 90 XP 95 SteelFiber i80cw NS Pro 105T AMT Black/Onyx	Recoil 65 AMT Red/Onyx		
			MID			KBS Tour 90 NS Pro MODUS 3 Tour 105 KBS S-Taper Lite Tensei AV White AM2 KuroKage TiNi 85	Recoil 80	
				Tour AD DI 95 Driving Iron KBS C-Taper Lite NS Pro MODUS 3 Tour 120				
	LOW-MID					KBS Tour 105 Dynamic Gold 105 KuroKage TiNi 105 KBS Tour FLT SteelFiber i110cw KBS S-Taper Dynamic Gold 120 Recoil 95		
					Project X LZ 6.0/Onyx			
			KBS Tour NS Pro MODUS 3 Tour 125					
		LOW		KBS Tour V Dynamic Gold/Onyx Project X Steel 6.0 Dynamic Gold X7				
				AMT Tour White/Onyx KBS C-Taper NS Pro MODUS 3 Tour 130				

RED: STOCK IRON SHAFT    BLACK: CUSTOM IRON SHAFT

**NOTES:**

BECAUSE EVERY PLAYER LOADS AND RELEASES SHAFTS DIFFERENTLY, THE ABOVE CHART IS A RELATIVE (NOT ABSOLUTE) MEASURE OF HOW EACH SHAFT PERFORMS, AND HOW THEY PERFORM RELATIVE TO EACH OTHER.

ALL THE ABOVE SHAFTS CAN BE USED IN BOTH IRONS AND UTILITY IRONS.

REFER TO TITLEIST SHAFT PERFORMANCE GUIDE FOR MORE DETAILS.

# DRIVER & FAIRWAY SHAFTS

ALDILA	FLEX	TORQUE (°)	WEIGHT (g)	LAUNCH	AVAILABILITY	UPCHARGE
<b>New Rogue Black 130 MSI 60</b>	TS	4.4	63	Mid/High	Exotic	Yes
	TX	4.0	65	Mid/High	Exotic	Yes
<b>New Rogue Black 130 MSI 70</b>	TS	4.0	74	Mid/High	Exotic	Yes
	TX	3.2	77	Mid/High	Exotic	Yes
<b>Rogue Black 95 MSI 60</b>	R	4.0	66	Mid	Exotic	No
<b>Rogue Black 95 MSI 70</b>	R	3.7	71	Mid	At Once	No
	S	3.3	74	Mid	At Once	No
<b>Rogue Black 95 MSI 80</b>	S	2.8	85	Mid	At Once	No
	X	2.6	86	Mid	At Once	No
<b>Rogue Silver 110 MSI 60</b>	R	3.8	67	Low/Mid	At Once	No
	X	3.1	72	Low/Mid	At Once	No
<b>Rogue Silver 110 MSI 70</b>	R	3.5	76	Low/Mid	Exotic	No
	S	3.1	77	Low/Mid	Exotic	No
	X	2.8	78	Low/Mid	Exotic	No
<b>Tour Blue 65</b>	R	4.2	68	Mid/High	Exotic	Yes
	S	3.6	69	Mid/High	Exotic	Yes
	X	3.0	71	Mid/High	Exotic	Yes
	TX	2.7	69	Mid/High	Exotic	Yes
<b>Tour Blue 75</b>	R	4.1	74	Mid/High	Exotic	Yes
	S	3.6	76	Mid/High	Exotic	Yes
	X	2.9	76	Mid/High	Exotic	Yes
	TX	2.5	76	Mid/High	Exotic	Yes
<b>Tour Green 65</b>	R	4.5	66	Low/Mid	At Once	No
	S	3.9	67	Low/Mid	At Once	No
	X	3.5	69	Low/Mid	Exotic	No
	TX	3.3	69	Low/Mid	Exotic	No
<b>Tour Green 75</b>	R	4.3	72	Low/Mid	Exotic	No
	S	4.3	74	Low/Mid	Exotic	No
	X	3.3	75	Low/Mid	Exotic	No
	TX	2.9	76	Low/Mid	Exotic	No
<b>Tour Green 85</b>	S	3.2	86	Low/Mid	Exotic	No
	X	3.0	89	Low/Mid	Exotic	No
<b>FUJIKURA</b>						
<b>Air Speeder 35</b>	R3 (L flex)	9.0	40.5	High	At Once	No
<b>Air Speeder 40</b>	R2 (A flex)	8.5	44.5	High	At Once	No
	R1	8.0	46.5	High	At Once	No
	S	7.5	48	High	At Once	No
<b>New Ventus Black VeloCore 6</b>	S	3.4	64	Low	Exotic	Yes
	X	3.1	65	Low	Exotic	Yes
<b>New Ventus Black VeloCore 7</b>	S	3.1	77	Low	Exotic	Yes
	X	2.8	78	Low	Exotic	Yes
<b>New Ventus Blue VeloCore 6</b>	S	3.1	65	Low/Mid	Exotic	Yes
	X	3.1	65	Low/Mid	Exotic	Yes
<b>New Ventus Blue VeloCore 7</b>	S	3.0	76	Low/Mid	Exotic	Yes
	X	2.9	77.5	Low/Mid	Exotic	Yes
<b>ATMOS Tour Spec Black 6</b>	S	3.4	65	Low	Exotic	Yes
	X	3.4	69	Low	Exotic	Yes
<b>ATMOS Tour Spec Black 7</b>	S	3.0	74	Low	Exotic	Yes
	X	3.0	76	Low	Exotic	Yes
<b>ATMOS Tour Spec Black 8</b>	TS	2.7	84	Low	Exotic	Yes
	TX	2.7	85	Low	Exotic	Yes

# DRIVER & FAIRWAY SHAFTS

FUJIKURA	FLEX	TORQUE (°)	WEIGHT (g)	LAUNCH	AVAILABILITY	UPCHARGE
ATMOS Tour Spec Blue 6	S	3.5	64	Mid	Exotic	Yes
	X	3.5	65	Mid	Exotic	Yes
ATMOS Tour Spec Blue 7	S	3.1	74	Low/Mid	Exotic	Yes
	X	3.1	77	Low/Mid	Exotic	Yes
ATMOS Tour Spec Red 6	S	3.5	67	Mid/High	Exotic	Yes
	X	3.5	69	Mid/High	Exotic	Yes
ATMOS Tour Spec Red 7	S	3.3	74	Mid	Exotic	Yes
	X	3.3	76	Mid	Exotic	Yes
Pro 2.0 Tour Spec 6	S	3.0	67	Low	Exotic	Yes
	X	3.0	69	Low	Exotic	Yes
Pro 2.0 Tour Spec 7	S	2.9	78.5	Low	Exotic	Yes
	X	2.9	79	Low	Exotic	Yes
Pro 2.0 Tour Spec 8	S	2.7	86.5	Low	Exotic	Yes
	X	2.7	87	Low	Exotic	Yes
New Speeder 661 Evolution VI	S	3.9	65.5	Low/Mid	Exotic	Yes
	X	3.9	67	Low/Mid	Exotic	Yes
New Speeder 757 Evolution VI	S	3.4	73	Low/Mid	Exotic	Yes
	X	3.4	74.5	Low/Mid	Exotic	Yes
Speeder Pro 64 Tour Spec	R	3.4	68	Mid	At Once	No
	X	3.0	72	Mid	At Once	No
Speeder Pro 74 Tour Spec	R	3.3	77	Low/Mid	At Once	No
Speeder Pro 84 Tour Spec	R	3.1	88	Low/Mid	At Once	No
	S	3.1	89	Low/Mid	At Once	No
	X	3.0	89	Low/Mid	At Once	No
Speeder Evolution 661 Tour Spec	S	3.5	68	Mid	At Once	No
	X	3.5	68	Mid	At Once	No
Speeder Evolution 757 Tour Spec	S	2.5	78	Low/Mid	At Once	No
<b>GRAPHITE DESIGN</b>						
Tour AD BB-5	R1	4.3	56	High	Exotic	Yes
	S	4.3	57	High	Exotic	Yes
Tour AD BB-6	S	3.2	65	Mid	Exotic	Yes
	X	3.2	67	Mid	Exotic	Yes
Tour AD BB-7	S	3.0	75	Low/Mid	Exotic	Yes
	X	3.0	76	Low/Mid	Exotic	Yes
Tour AD DI-5	R2	4.7	54	Mid/High	Exotic	Yes
	R1	4.7	55	Mid/High	At Once	Yes
	S	4.7	57	Mid/High	At Once	Yes
Tour AD DI-6	SR	3.4	64	Mid	Exotic	Yes
	S	3.3	65	Mid	At Once	Yes
	X	3.3	67	Mid	At Once	Yes
Tour AD DI-7	S	3.2	73	Mid	At Once	Yes
	X	3.1	75	Mid	At Once	Yes
Tour AD DI-8	S	3.0	83	Low/Mid	At Once	Yes
	X	2.9	85	Low/Mid	At Once	Yes
Tour AD GP-6	SR	3.1	64.5	Mid	Exotic	Yes
	S	3.1	66	Mid	Exotic	Yes
	X	3.1	67.5	Mid	Exotic	Yes
Tour AD GP-7	S	2.9	75	Low/Mid	Exotic	Yes
	X	2.9	76.5	Low/Mid	Exotic	Yes

# DRIVER & FAIRWAY SHAFTS

GRAPHITE DESIGN	FLEX	TORQUE (°)	WEIGHT (g)	LAUNCH	AVAILABILITY	UPCHARGE
<b>Tour AD IZ-5</b>	R1	4.5	54	Mid/High	At Once	Yes
	S	4.4	56	Mid/High	At Once	Yes
	X	4.4	58	Mid/High	At Once	Yes
<b>Tour AD IZ-6</b>	SR	3.2	62	Mid	Exotic	Yes
	S	3.2	63	Mid	At Once	Yes
	X	3.2	65	Mid	At Once	Yes
<b>Tour AD IZ-7</b>	S	3.1	72	Mid	At Once	Yes
	X	3.1	74	Mid	At Once	Yes
<b>Tour AD IZ-8</b>	S	2.9	82	Low/Mid	At Once	Yes
	X	2.9	83	Low/Mid	Exotic	Yes
<b>Tour AD MJ-5</b>	R1	4.7	53.5	High	Exotic	Yes
	S	4.7	55	High	Exotic	Yes
<b>Tour AD MJ-6</b>	SR	3.4	61	High	Exotic	Yes
	S	3.4	62.5	High	At Once	Yes
	X	3.4	64	High	Exotic	Yes
<b>Tour AD MT-6</b>	SR	3.3	63	Mid/High	Exotic	Yes
	S	3.3	64	Mid/High	Exotic	Yes
	X	3.3	66	Mid/High	Exotic	Yes
<b>Tour AD TP-6</b>	S	3.2	65	Low/Mid	Exotic	Yes
	X	3.2	67	Low/Mid	Exotic	Yes
<b>Tour AD TP-7</b>	S	3.0	73	Low/Mid	Exotic	Yes
	X	3.0	75	Low/Mid	Exotic	Yes
<b>New Tour AD XC-5</b>	R1	4.2	54	Mid/High	At Once	Yes
	S	4.2	56	Mid/High	At Once	Yes
<b>New Tour AD XC-6</b>	SR	3.2	62	Mid	Exotic	Yes
	S	3.2	64	Mid	At Once	Yes
	X	3.2	65	Mid	At Once	Yes
<b>New Tour AD XC-7</b>	S	3.0	73	Low/Mid	At Once	Yes
	X	3.0	75	Low/Mid	At Once	Yes
<b>New Tour AD XC-8</b>	S	2.8	83	Low/Mid	At Once	Yes
	X	2.8	83	Low/Mid	At Once	Yes
<b>MCA</b>						
<b>New Kuro Kage Black DC 5G SFW 50</b>	R2	7.4	47	Mid/High	At Once	No
	R	7.3	49	Mid/High	At Once	No
	S	6.4	50	Mid/High	At Once	No
	X	5.5	54	Mid/High	At Once	No
<b>New Kuro Kage Black DC 5G 55</b>	A	6.4	52	Mid/High	At Once	No
	R	5.9	54	Mid/High	At Once	No
	S	5.1	56	Mid/High	At Once	No
	X	4.4	58	Mid/High	At Once	No
<b>New Tensei AV RAW Blue SFW 55</b>	R2	5.5	55	Mid	At Once	No
	R	5.4	57	Mid	At Once	No
	S	4.9	58	Mid	At Once	No
	X	4.6	62	Mid	At Once	No
<b>New Tensei AV RAW Blue 65</b>	R	4.4	65	Mid	At Once	No
	S	3.9	67	Mid	At Once	No
	X	3.4	68	Mid	At Once	No
	TX	3.6	69	Low/Mid	At Once	No
<b>New Tensei AV RAW Blue 75</b>	R	4.1	74	Low/Mid	At Once	No
	S	3.9	77	Low/Mid	At Once	No
	X	3.4	78	Low/Mid	At Once	No
	TX	3.2	79	Low/Mid	At Once	No

# DRIVER & FAIRWAY SHAFTS

MCA	FLEX	TORQUE (°)	WEIGHT (g)	LAUNCH	AVAILABILITY	UPCHARGE
<b>New Tensei AV RAW White 65</b>	S	3.5	66	Low	At Once	No
	X	3.4	69	Low	At Once	No
<b>New Tensei AV RAW White 75</b>	S	3.1	75	Low	At Once	No
	X	3.0	77	Low	At Once	No
<b>New Tensei AV RAW White 85</b>	S	3.1	87	Low	At Once	No
	X	3.0	88	Low	At Once	No
<b>Fubuki MV 39</b>	L	7.6	43	High	At Once	No
<b>Fubuki MV 45</b>	A	7.5	46	High	At Once	No
	R	7.0	47	High	At Once	No
	S	6.9	52	High	At Once	No
<b>Fubuki MV FW 39</b>	L	7.0	44	High	At Once	No
<b>Fubuki MV FW 45</b>	A	7.0	46.5	High	At Once	No
	R	5.8	47.5	High	At Once	No
	S	5.1	50.5	High	At Once	No
<b>Kuro Kage Black DC SFW 40</b>	L	8.0	46	Mid/High	At Once	No
<b>Kuro Kage Black DC 45</b>	L	7.0	50	Mid/High	At Once	No
<b>Kuro Kage Black DC SFW 50</b>	A	7.5	48	Mid/High	At Once	No
	R	7.4	50	Mid/High	At Once	No
	S	6.5	51	Mid/High	At Once	No
	X	5.6	55	Mid/High	At Once	No
<b>Kuro Kage Black DC 55</b>	A	6.5	53	Mid/High	At Once	No
	R	6.0	55	Mid/High	At Once	No
	S	5.2	57	Mid/High	At Once	No
	X	4.5	59	Mid/High	At Once	No
<b>Kuro Kage Ltd. TiNi 50</b>	R	4.9	53	High	At Once	Yes
	S	4.8	55	High	At Once	Yes
<b>Kuro Kage Ltd. TiNi 60</b>	R	4.5	64	High	At Once	Yes
	S	4.4	66	High	At Once	Yes
	X	3.6	68	High	At Once	Yes
<b>Tensei AV Blue SFW 55</b>	A	5.5	55	Mid	At Once	No
	R	5.4	57	Mid	At Once	No
	S	4.9	58	Mid	At Once	No
	X	4.6	62	Mid	At Once	No
<b>Tensei AV Blue 65</b>	R	4.4	65	Mid	At Once	No
	S	3.9	67	Mid	At Once	No
	X	3.4	68	Mid	At Once	No
<b>Tensei AV Blue 75</b>	R	4.1	74	Low/Mid	At Once	No
	S	3.9	77	Low/Mid	At Once	No
	X	3.4	78	Low/Mid	At Once	No
<b>Tensei CK Pro Blue 60</b>	R	4.1	64	Mid	Exotic	Yes
	S	4.0	64	Mid	Exotic	Yes
	TX	3.9	68	Mid	Exotic	Yes
<b>Tensei CK Pro Blue 70</b>	S	3.2	73	Mid	Exotic	Yes
	TX	3.2	77	Mid	Exotic	Yes
<b>Tensei CK Pro Orange 60</b>	R	3.6	62	Low/Mid	Exotic	Yes
	S	3.5	64	Low/Mid	Exotic	Yes
	TX	3.4	67	Low/Mid	Exotic	Yes

# DRIVER & FAIRWAY SHAFTS

MCA	FLEX	TORQUE (°)	WEIGHT (g)	LAUNCH	AVAILABILITY	UPCHARGE
<b>Tensei CK Pro Orange 70</b>	S	2.9	72	Low/Mid	Exotic	Yes
	TX	2.8	73	Low/Mid	Exotic	Yes
<b>Tensei CK Pro White 60</b>	R	4.0	60	Low/Mid	Exotic	Yes
	S	3.9	62	Low/Mid	Exotic	Yes
	TX	3.9	68	Low/Mid	Exotic	Yes
<b>Tensei CK Pro White 70</b>	S	3.3	73	Low/Mid	Exotic	Yes
	TX	3.2	77	Low/Mid	Exotic	Yes
<b>OBAN</b>						
<b>Devotion 6</b>	R	3.6	66	Low	Exotic	Yes
	S	3.6	67	Low	At Once	Yes
	X	3.6	68	Low	Exotic	Yes
<b>Kiyoshi Purple 65</b>	S	3.5	69	Low/Mid	Exotic	Yes
	X	3.5	70	Low/Mid	Exotic	Yes
<b>Kiyoshi Purple 75</b>	S	3.1	79	Low/Mid	Exotic	Yes
	X	3.1	81	Low/Mid	Exotic	Yes
<b>Kiyoshi Black 65</b>	S	3.3	70	Low	Exotic	Yes
	X	3.3	72	Low	Exotic	Yes
<b>Kiyoshi Black 75</b>	S	2.9	80	Low	Exotic	Yes
	X	2.9	83	Low	Exotic	Yes
<b>Kiyoshi White 65</b>	S	3.1	66	Low	Exotic	Yes
	X	3.1	69	Low	Exotic	Yes
<b>PROJECT X</b>						
<b>New HZRDUS Smoke Black RDX 60</b>	5.5	5.2	60	Low/Mid	At Once	No
	6.0	4.1	62	Low/Mid	At Once	No
	6.5	3.8	64	Low/Mid	At Once	No
<b>New HZRDUS Smoke Black RDX 70</b>	5.5	4.8	68	Low/Mid	At Once	No
	6.0	4.0	70	Low/Mid	At Once	No
	6.5	3.8	74	Low/Mid	At Once	No
<b>New HZRDUS Smoke Black RDX 80</b>	6.0	3.0	80	Low/Mid	At Once	No
	6.5	3.0	80	Low/Mid	At Once	No
<b>Even Flow T1100 White 65</b>	6.0	3.0	67	Low	At Once	No
	6.5	3.0	67	Low	At Once	No
<b>Even Flow T1100 White 75</b>	6.0	3.0	75	Low	At Once	No
	6.5	3.0	75	Low	At Once	No
<b>Even Flow T1100 White 85</b>	6.0	2.7	86	Low	At Once	No
	6.5	2.7	90	Low	At Once	No
<b>HZRDUS Black Hand Crafted 65</b>	5.5	3.2	62	Low/Mid	Exotic	Yes
	6.0	3.2	62	Low/Mid	Exotic	Yes
	6.5	3.2	62	Low/Mid	Exotic	Yes
<b>HZRDUS Black Hand Crafted 75</b>	5.5	2.9	75	Low/Mid	Exotic	Yes
	6.0	2.9	75	Low/Mid	Exotic	Yes
	6.5	2.9	75	Low/Mid	Exotic	Yes
<b>PROJECT X</b>						
<b>HZRDUS Smoke Black 60</b>	5.5	5.2	60	Low/Mid	At Once	No
	6.0	4.1	62	Low/Mid	At Once	No
	6.5	3.8	64	Low/Mid	At Once	No
<b>HZRDUS Smoke Black 70</b>	5.5	4.8	68	Low/Mid	At Once	No
	6.0	4.0	70	Low/Mid	At Once	No
	6.5	3.8	74	Low/Mid	At Once	No

# DRIVER & FAIRWAY SHAFTS

PROJECT X	FLEX	TORQUE (°)	WEIGHT (g)	LAUNCH	AVAILABILITY	UPCHARGE
<b>HZRDUS Smoke Black 80</b>	6.0	3.0	80	Low/Mid	At Once	No
	6.5	3.0	80	Low/Mid	At Once	No
<b>HZRDUS Smoke Green Small Batch 60</b>	6.5TX	3.0	65	Low	Exotic	Yes
<b>HZRDUS Smoke Green Small Batch 70</b>	6.5TX	2.8	74	Low	Exotic	Yes
<b>HZRDUS Smoke Yellow 60</b>	6.0	3.5	64	Low/Mid	At Once	No
	6.5	3.5	64	Low/Mid	At Once	No
<b>HZRDUS Smoke Yellow 70</b>	6.0	3.3	75	Low	At Once	No
	6.5	3.3	75	Low	At Once	No
<b>HZRDUS Smoke Yellow Small Batch 60</b>	6.5TX	3.2	69	Low/Mid	Exotic	Yes
<b>HZRDUS Smoke Yellow Small Batch 70</b>	6.5TX	2.9	79	Low	Exotic	Yes
<b>HZRDUS Yellow Hand Crafted 65</b>	5.5	3.3	63	Low	Exotic	Yes
	6.0	3.3	63	Low	Exotic	Yes
<b>HZRDUS Yellow Hand Crafted 75</b>	6.0	2.9	76	Low	Exotic	Yes
<b>UST MAMIYA</b>						
<b>Proforce V2 6</b>	R	3.0	65	Mid	Exotic	Yes
	S	3.0	66	Mid	At Once	Yes
	X	3.0	66	Mid	Exotic	Yes
<b>Proforce V2 7</b>	S	2.2	76	Mid	At Once	Yes
	X	2.2	76	Mid	Exotic	Yes
<b>Proforce V2 8</b>	S	1.8	86	Low/Mid	At Once	Yes
	X	1.8	86	Low/Mid	Exotic	Yes

ALDILA	FLEX	TORQUE (°)	WEIGHT (g)	LAUNCH	AVAILABILITY	UPCHARGE
<b>ROGUE M•AX Low 85H</b>	R	3.4	82	Low/Mid	At Once	No
	S	3.3	81.5	Low/Mid	At Once	No
	X	2.9	81	Low/Mid	At Once	No
<b>Rogue Black 85H (95 MSI)</b>	R	3.1	88	Mid/High	At Once	No
	S	2.8	88	Mid/High	At Once	No
	X	2.4	91	Mid/High	At Once	No
<b>Rogue Silver 85H (110 MSI)</b>	R	2.6	90	Mid	At Once	No
	S	2.4	90	Mid	At Once	No
	X	2.2	90	Mid	At Once	No
<b>Tour Blue 85 HYB</b>	R	3.0	84	Mid/High	Exotic	Yes
	S	2.5	86	Mid/High	Exotic	Yes
	X	2.3	86	Mid/High	Exotic	Yes
	TX	2.2	85	Mid/High	Exotic	Yes
<b>Tour Green 85 HYB</b>	R	3.0	86	Low/Mid	At Once	No
	S	2.9	86	Low/Mid	At Once	No
	X	2.7	86	Low/Mid	Exotic	No
	TX	2.6	86	Low/Mid	At Once	No
<b>FST</b>						
<b>KBS Tour (Parallel Iron)</b>	R	2.3	120	Mid	Exotic	No
	S	2.2	130	Mid	Exotic	No
	X	2.1	133	Mid	Exotic	No
<b>FUJIKURA</b>						
<b>ATMOS HB Tour Spec Black 9</b>	S	2.2	94	Low/Mid	At Once	No
	X	2.2	96	Low/Mid	At Once	No
<b>ATMOS HB Tour Spec Blue 8</b>	S	2.5	85	Low/Mid	At Once	No
	X	2.5	87	Low/Mid	At Once	No
<b>ATMOS HB Tour Spec Red 7</b>	R2	2.8	73	Mid	At Once	No
	R	2.7	75	Mid	At Once	No
	S	2.7	77	Mid	At Once	No
<b>GRAPHITE DESIGN</b>						
<b>Tour AD DI-85 Hybrid</b>	R	2.4	87	Mid	Exotic	Yes
	S	2.4	88	Mid	Exotic	Yes
	X	2.4	88	Mid	Exotic	Yes
<b>Tour AD DI-105 Hybrid</b>	S	2.3	105	Mid	Exotic	Yes
	X	2.3	107	Mid	Exotic	Yes
<b>Tour AD HY 85</b>	R	2.4	88	Mid/High	Exotic	Yes
	S	2.4	88	Mid/High	Exotic	Yes
	X	2.4	89	Mid/High	Exotic	Yes
<b>New Tour AD IZ-85 Hybrid</b>	S	2.4	86	Mid	Exotic	Yes
	X	2.4	88	Mid	Exotic	Yes
<b>MCA</b>						
<b>Kuro Kage Black DC 50 HY</b>	L	5.0	46	High	At Once	No
<b>Kuro Kage Black DC 60 HY</b>	A	4.0	52	High	At Once	No
	R	3.9	55	High	At Once	No
	S	3.8	58	High	At Once	No
<b>Kuro Kage Black DC 70 HY</b>	R	3.6	64	Mid/High	At Once	No
	S	3.5	67	Mid/High	At Once	No
<b>Tensei AV Blue 70 HY</b>	R	3.5	63.5	Mid/High	At Once	No
	S	3.5	66.5	Mid/High	At Once	No
	X	3.4	69.5	Mid/High	At Once	No



MCA	FLEX	TORQUE (°)	WEIGHT (g)	LAUNCH	AVAILABILITY	UPCHARGE
Tensei AV Blue 80 HY	R	3.0	73.5	Mid	At Once	No
	S	3.0	76.5	Mid	At Once	No
	X	2.8	79.5	Mid	At Once	No
Tensei CK Pro Blue 70 HY	R	3.5	69	Mid/High	At Once	No
	S	3.4	72	Mid/High	At Once	No
Tensei CK Pro Blue 80 HY	S	3.4	72	Mid/High	At Once	No
	X	3.3	76	Mid/High	At Once	No
New Tensei CK Pro Orange 80 HY	S	3.2	82	Mid	Exotic	Yes
	X	3.2	85	Mid	Exotic	Yes
New Tensei CK Pro Orange 90 HY	S	2.8	87	Mid	Exotic	Yes
	TX	2.7	94	Mid	Exotic	Yes
Tensei CK Pro Red 50 HY	L	5.4	48	High	At Once	No
Tensei CK Pro Red 60 HY	A	4.3	57	High	At Once	No
	R	4.1	58	High	At Once	No
	S	4.1	61	High	At Once	No
Tensei CK Pro Red 70 HY	R	3.7	67	High	At Once	No
	S	3.6	70	High	At Once	No
Tensei CK Pro White 90 HY	S	2.8	89	Low/Mid	At Once	No
	X	2.7	92	Low/Mid	At Once	No
Tensei CK Pro White 100 HY	S	2.7	99	Low	At Once	No
	X	2.7	104	Low	At Once	No
<b>PROJECT X</b>						
Even Flow Black 85 HYB	5.5	3.2	85	Mid	Exotic	No
	6.0	3.2	85	Mid	Exotic	No
	6.5	3.2	86	Mid	Exotic	No
Even Flow Blue 85 HYB	5.5	3.2	88	Mid/High	At Once	No
	6.0	3.2	88	Mid/High	At Once	No
	6.5	3.2	88	Mid/High	At Once	No
Even Flow White 90 HY	6.0	3.1	88	Low/Mid	At Once	No
	6.5	3.2	90	Low/Mid	At Once	No
Even Flow White 100 HY	6.0	3.1	99.5	Low	At Once	No
	6.5	3.2	105.5	Low	At Once	No
HZRDUS Smoke Black 80 HY	5.5	2.8	79.5	Low/Mid	At Once	No
	6.0	2.7	81	Low/Mid	At Once	No
	6.5	2.7	83	Low/Mid	At Once	No
HZRDUS Smoke Black 90 HY	6.0	2.7	91.5	Low/Mid	At Once	No
	6.5	2.7	92.5	Low/Mid	At Once	No
<b>TRUE TEMPER</b>						
Dynamic Gold (Parallel Iron)	R300	2.2	127	Low/Mid	At Once	No
	R400	2.1	129	Low/Mid	At Once	No
	S200	2.2	127	Low/Mid	At Once	No
	S300	2.1	130	Low/Mid	At Once	No
	S400	2.0	134	Low/Mid	At Once	No
	X100	2.0	130	Low/Mid	At Once	No

AEROTECH	FLEX	TORQUE (°)	WEIGHT (g)	LAUNCH	AVAILABILITY	UPCHARGE
SteelFiber i80cw	R	2.9-2.5	85	Mid/High	Exotic	Yes
	S	2.9-2.5	85	Mid/High	Exotic	Yes
SteelFiber i95cw	R	2.5-2.1	95	Low/Mid	At Once	Yes
	S	2.4-2.0	95	Low/Mid	At Once	Yes
	X	2.3-1.8	95	Low/Mid	Exotic	Yes
SteelFiber i110cw	R	2.1-1.7	110	Low/Mid	Exotic	Yes
	S	1.9-1.5	110	Low/Mid	At Once	Yes
	X	1.9-1.5	110	Low/Mid	Exotic	Yes
<b>FST</b>						
KBS \$-Taper	R	2.1-1.9	110	Low/Mid	Exotic	Yes
	R+	2.0-1.8	115	Low/Mid	Exotic	Yes
	S	2.2-2.0	120	Low/Mid	At Once	Yes
	S+	1.9-1.7	125	Low/Mid	Exotic	Yes
	X	1.8-1.6	130	Low/Mid	Exotic	Yes
New KBS \$-Taper Lite	R	2.5-2.1	95	Mid	Exotic	Yes
	S	2.3-2.0	100	Mid	Exotic	Yes
	X	2.2-1.9	105	Mid	Exotic	Yes
KBS 610 Wedge	R	1.6	110	Low	At Once	Yes
	S	1.5	120	Low	At Once	Yes
	S+	1.5	125	Low	At Once	Yes
KBS C-Taper	R	2.0-1.8	110	Low	At Once	Yes
	R+	1.9-1.7	115	Low	At Once	Yes
	S	1.8-1.6	120	Low	At Once	Yes
	S+	1.7-1.5	125	Low	At Once	Yes
	X	1.6-1.4	130	Low	At Once	Yes
KBS C-Taper Lite	R	2.1-1.9	105	Mid	At Once	Yes
	S	2.0-1.8	110	Mid	At Once	Yes
	X	1.9-1.7	115	Mid	At Once	Yes
KBS Hi-Rev 2.0 (Wedge Only)	R	1.7	115	Mid	At Once	Yes
	S	1.5	125	Mid	At Once	Yes
	X	1.4	135	Mid/High	At Once	Yes
KBS Tour	R	2.1-1.9	110	Low/Mid	At Once	No
	R+	2.0-1.8	115	Low/Mid	At Once	No
	S	1.9-1.7	120	Low/Mid	At Once	No
	S+	1.8-1.6	125	Low/Mid	At Once	No
	X	1.7-1.5	130	Low/Mid	At Once	No
KBS Tour 90	R	2.3-2.0	95	Mid	At Once	No
	S	2.1-1.8	102	Mid	At Once	No
KBS Tour 105	R	2.1-1.9	105	Low/Mid	Exotic	Yes
	S	2.0-1.8	110	Low/Mid	At Once	Yes
	X	1.9-1.7	115	Low/Mid	Exotic	Yes
KBS Tour FLT	R	2.1-2.0	110	Low/Mid	Exotic	Yes
	R+	2.0-1.9	115	Low/Mid	Exotic	Yes
	S	1.9-1.8	120	Low/Mid	Exotic	Yes
	S+	1.8-1.7	125	Low/Mid	Exotic	Yes
	X	1.7-1.6	130	Low/Mid	Exotic	Yes
KBS Tour V	R	2.0-1.8	100	Low	Exotic	Yes
	S	1.9-1.7	110	Low	At Once	Yes
	X	1.8-1.6	120	Low	At Once	Yes
<b>GRAPHITE DESIGN</b>						
Tour AD DI 95g Driving Iron	S	2.2	98	Mid	Exotic	Yes
	X	2.2	99	Mid	Exotic	Yes


MCA	FLEX	TORQUE (°)	WEIGHT (g)	LAUNCH	AVAILABILITY	UPCHARGE
<b>New Fubuki MV IR 44</b>	L	4.4-4.1	45	High	At Once	No
<b>New Fubuki MV IR 50</b>	A	4.4-4.0	48	High	At Once	No
<b>New Fubuki MV IR 55</b>	R	3.4-3.0	55	High	At Once	No
<b>New Fubuki MV IR 60</b>	S	3.3-3.0	64	High	At Once	No
<b>Kuro Kage Ltd. AMC</b>	R	4.4-2.7	55-67-67 (4-8-W)	High	At Once	Yes
	S	4.3-2.7	58-70-70 (4-8-W)	High	At Once	Yes
<b>KuroKage TiNi 85</b>	R	3.1-2.9	85	Mid	At Once	No
	S	3.0-2.8	88	Mid	At Once	No
<b>KuroKage TiNi 105</b>	S	2.7-2.3	108	Low/Mid	At Once	No
	X	2.6-2.2	111	Low/Mid	At Once	No
<b>Tensei AV Red AM2</b>	L	4.6-3.3	48-48-56 (4-7-W)	High	At Once	No
	A	4.4-3.0	55-55-63 (4-7-W)	High	At Once	No
	R	4.5-3.0	57-57-65 (3-7-W)	High	At Once	No
	S	4.5-2.9	60-60-68 (3-7-W)	High	At Once	No
<b>Tensei AV Blue AM2</b>	R	3.3-2.6	70-78-86 (3-7-W)	Mid/High	At Once	No
	S	3.5-2.6	70-80-88 (2-7-W)	Mid/High	At Once	No
<b>Tensei AV White AM2</b>	S	3.1-2.1	88-100-108 (1-7-W)	Low/Mid	At Once	No
<b>Tensei Pro Red AMC</b>	L	5.8-2.9	45-45-57.5 (4-7-W)	High	At Once	No
	A	4.4-2.8	55-55-67.5 (4-7-W)	High	At Once	No
	R	4.4-2.7	57-57-69 (4-7-W)	High	At Once	No
	S	4.2-2.6	60-60-72 (4-7-W)	High	At Once	No
<b>NIPPON</b>						
<b>New NS Pro 950GH neo</b>	R	1.9	94.5	Mid/High	Exotic	Yes
	S	1.7	98	Mid/High	Exotic	Yes
	X	1.6	104	Mid/High	Exotic	Yes
<b>NS Pro Modus 3 Tour 105</b>	R	1.9	103	Mid	At Once	Yes
	S	1.7	105	Mid	At Once	Yes
	X	1.6	112	Mid	At Once	Yes
<b>NS Pro Modus 3 Tour 120</b>	R	1.8	111	Mid	At Once	Yes
	S	1.7	114	Mid	At Once	Yes
	X	1.6	120	Mid	At Once	Yes
<b>NS Pro Modus 3 Tour 125</b>	R	1.7	127	Low/Mid	Exotic	Yes
	S	1.5	128	Low/Mid	Exotic (Wedge At Once)	Yes
	X	1.4	129	Low/Mid	Exotic (Wedge At Once)	Yes
<b>NS Pro Modus 3 Tour 130</b>	R	1.8-1.3	121	Low	Exotic	Yes
	S	1.7-1.2	124	Low	At Once	Yes
	X	1.6-1.2	129	Low	At Once	Yes
<b>NS Pro 850GH</b>	R	2.1	87	High	At Once	Yes
	S	1.9	91	High	At Once	Yes
<b>NS Pro 880 AMC</b>	R	2.5-2.0	93-105-105 (4-8-W)	High	At Once	Yes
	S	2.1-1.9	95-107-107 (4-8-W)	High	At Once	Yes
<b>NS Pro 880 AMC (Chrome Finish)</b>	R	2.5-2.0	93-105-105 (4-8-W)	High	At Once	No
	S	2.1-1.9	95-107-107 (4-8-W)	High	At Once	No
<b>NS Pro 950GH</b>	R	2.3-1.8	95	High	At Once	No
	S	2.0-1.6	98	High	At Once	No
	X	1.9-1.4	104	High	Exotic	No
	S	S	2.2	87.5	High	High
<b>Titleist NS Pro 105T</b>	R	2.2-1.9	110	Mid/High	At Once	No
	S	2.2-1.8	113	Mid/High	At Once	No
	X	2.1-1.6	115	Mid/High	At Once	No

PROJECT X							
Project X		5.0	1.8-1.6	115	Low	At Once	No
		5.5	1.8-1.6	115	Low	At Once	No
		6.0	1.7-1.5	120	Low	At Once	No
		6.5	1.7-1.5	125	Low	At Once	No
		7.0	1.6-1.4	130	Low	At Once	No
Project X LZ		5.0	2.1-1.8	110	Low/Mid	At Once	No
		5.5	2.0-1.7	115	Low/Mid	At Once	No
		6.0	1.9-1.6	120	Low/Mid	At Once	No
		6.5	1.8-1.5	125	Low/Mid	At Once	No
Project X LZ Onyx		6.0	1.9-1.6	120	Low/Mid	Exotic	Yes
		6.5	1.8-1.5	125	Low/Mid	Exotic	Yes
TRUE TEMPER							
AMT Black	R300		2.3-1.9	94-115 (2-W)	Mid/High	At Once	No
	S300		2.1-1.7	95-116 (2-W)	Mid/High	At Once	No
AMT Black Onyx	R300		2.3-1.9	94-115 (4-W)	Mid/High	At Once	Yes
	S300		2.1-1.7	95-116 (4-W)	Mid/High	At Once	Yes
AMT Red	R300		2.3-1.9	94-94-106 (2-7-W)	Mid/High	At Once	No
	S300		2.1-1.8	95-95-107 (2-7-W)	Mid/High	At Once	No
AMT Red Onyx	R300		2.3-1.9	94-94-106 (4-7-W)	Mid/High	At Once	Yes
	S300		2.1-1.8	95-95-107 (4-7-W)	Mid/High	At Once	Yes
AMT Tour White	R300		2.4-1.8	103-127 (1-9/P)	Low	At Once	No
	S200		2.2-1.6	106-130 (1-9/P)	Low	At Once	No
	S300		2.2-1.6	106-130 (1-9/P)	Low	At Once	No
	S400		2.2-1.6	106-130 (1-9/P)	Low	At Once	No
	X100		2.0-1.5	106-130 (1-9/P)	Low	At Once	No
AMT Tour White Onyx	R300		2.4-1.8	103-127 (1-9/P)	Low	At Once	Yes
	S300		2.2-1.6	106-130 (1-9/P)	Low	At Once	Yes
	X100		2.0-1.5	106-130 (1-9/P)	Low	At Once	Yes
Dynamic Gold	R300		2.0-1.7	127	Low	At Once	No
	S200		1.8-1.5	129	Low	At Once	No
	S300		1.8-1.5	130	Low	At Once	No
	S400		1.7-1.5	132	Low	At Once	No
	X100		1.7-1.4	130	Low	At Once	No
<b>New Dynamic Gold Black Onyx (Wedge Only)</b>	S200		1.5	129	Low	At Once	Yes
Dynamic Gold 105	R300		2.2-1.9	101	Low/Mid	At Once	Yes
	S300		2.1-1.8	103	Low/Mid	At Once	Yes
	X100		2.0-1.7	105	Low/Mid	Exotic	Yes
Dynamic Gold 115 (Wedge Only)	S300		1.7	115	Mid	At Once	Yes
Dynamic Gold 120	R300		2.1-1.8	116	Low/Mid	Exotic	Yes
	S300		2.0-1.7	118	Low/Mid	At Once	Yes
	X100		1.9-1.6	120	Low/Mid	At Once	Yes
Dynamic Gold Tour Issue	S400		1.7-1.5	132	Low	At Once	Yes
	X100		1.7-1.4	130	Low	At Once	Yes
TRUE TEMPER							
Dynamic Gold Tour Issue Onyx	S400		1.7-1.5	132	Low	At Once (Exotic-Full Set)	Yes
Dynamic Gold X7	X7		1.7-1.4	132	Low	Exotic	Yes
XP 90	R300		2.5-2.1	95	Mid/High	At Once	No
	S300		2.1-1.9	97	Mid/High	At Once	No

TRUE TEMPER

<b>XP 95</b>	R100	2.4-2.1	98	Mid/High	At Once	No
	R300	2.3-2.0	99	Mid/High	At Once	No
	S300	2.1-1.8	101	Mid/High	At Once	No
	X100	2.0-1.7	106	Mid/High	At Once	No

# DRIVER/FAIRWAY/HYBRID WEIGHTS



WEIGHT	TSi2 DRIVER & FAIRWAY	TSi3 DRIVER	TSi3 FAIRWAY	TS4 DRIVER & TS2 HYBRID	TS3 HYBRID	TS1 DRIVER
-4g	TSI2WEIGHT5G	TSI3DWEIGHT4G	TSI3FWEIGHT8G	TS2WEIGHT5G	TS3HWEIGHT10G	TSIWEIGHT5G
-2g	TSI2WEIGHT7G	TSI3DWEIGHT6G	TSI3FWEIGHT10G	TS2WEIGHT7G	TS3HWEIGHT12G	TSIWEIGHT7G
Standard	TSI2WEIGHT9G	TSI3DWEIGHT8G	TSI3FWEIGHT12G	TS2WEIGHT9G	TS3HWEIGHT14G	TSIWEIGHT9G
+2g	TSI2WEIGHT11G	TSI3DWEIGHT10G	TSI3FWEIGHT14G	TS2WEIGHT11G	TS3HWEIGHT16G	TSIWEIGHT11G
+4g	TSI2WEIGHT13G	TSI3DWEIGHT12G	TSI3FWEIGHT16G	TS2WEIGHT13G	TS3HWEIGHT18G	TSIWEIGHT13G
+6g	—	—	—	TS2WEIGHT15G	—	TSIWEIGHT15G



TSI DRIVER & FAIRWAY WEIGHT KIT

TSIWEIGHTKIT



TS1 DRIVER WEIGHT KIT

TSIWEIGHTKIT



SUREFIT WRENCH

TITLEISTWRENCH

GOLF PRIDE	CORE DIAMETER	WEIGHT (g)
<b>New</b> Tour Velvet 360° Gray Flat Cap (TSi Stock Grip)	.580/.600/U.580/U.600	52/50/44/40
Tour Velvet 360° White Flat Cap (T-Series & 620 Stock Grip)	.560/.580/.600/U.580/U.600	55/52/50/44/40
Tour Velvet 360° Lite+ Flat Dark Gray Cap (T400 Fubuki MV IR Stock Grip)	.580/.600/U.580/U.600	44/42/35.5/33
Tour Velvet 360° White Flat Cap Midsize	.600/.600 Ribbed	53/53.5
Tour Velvet 360° Lite Flat Gray Cap (TS1 Stock Grip)	.580/.600/U.580/U.600	31/30/26/25
Tour Velvet 360° Gray (TS Stock Grip)	.580/.600/U.580/U.600	52/50/44/40
Titleist Tour Velvet	.560/.580/.600/U.580/U.600	55/52/50/44/40
Titleist Tour Velvet Cord	.580	52.5
Tour Velvet	.580/.600	51.5/49.5
Tour Velvet Midsize	.600	53.5
Tour Velvet Ribbed	.580/.600	51.5/49.5
Tour Velvet Jumbo	.600	61
Tour Velvet BCT Cord Black	.580/.600	52.5/50.5
Tour Velvet BCT Cord Ribbed	.580/.600	52.5/50.5
Tour Velvet Junior	.500	45
Titleist Tour Velvet 360° Black	.580/.600	52/50
Tour Velvet 360° White (718/818 Stock Grip)	.560/.580/.600/U.580/U.600	55/52/50/44/40
Tour Velvet 360° White Midsize	.600	53
Tour Velvet 360° White Midsize Ribbed	.600	53
CP2 Wrap	.600	51.5
CP2 Wrap Midsize	.600	63.5
CP2 Pro	.600	51.5
Decade Multi-Compound Red	.600	46.5
Decade Multi-Compound Red Midsize	.600	59
Decade Multi-Compound White	.600	46.5
Decade Multi-Compound Blue	.600	46.5
Decade Multi-Compound Yellow	.600	46.5
Decade Multi-Compound Black	.600	46.5
Decade Multi-Compound Align White	.600	51
Decade MCC + 4 Align Gray	.600	53
Decade MCC +4 Blue	.600	50
Decade MCC +4 Blue Midsize	.600	66
Decade MCC +4 Gray	.600	48
Decade MCC +4 Green	.600	48
Decade MCC +4 Orange	.600	48
Decade MCC +4 Red	.600	48

GOLF PRIDE	CORE DIAMETER	WEIGHT (g)
VDR Black	.600	50
Tour Wrap 2G	.580/.600	50/48
Tour Wrap 2G Midsize	.600	58
Tour Wrap 2G Red	.600	48
Tour Wrap 2G White	.600	48
Z-Grip Cord	.600	50.5
Z-Grip - Non Cord	.580/.600	52/50
IOMIC		
Sticky 2.3 Black	.600	50
Sticky 2.3 Dark Blue	.600	50
Sticky 2.3 Orange	.600	50
Sticky 2.3 Red	.600	50
LAMKIN		
Crossline	.580	52
Crossline Cord	.580	54
Crossline 360	.600	51
Sonar	.600	53
Sonar Midsize	.600	57
Sonar Tour	.600	52
Sonar Wrap	.600	53
Sonar Wrap Midsize	.600	57
TS1	.600	53
TS1 Midsize	.600	57
UTX Cord Gray	.580	52
UTX Cord Midsize Gray	.580	63
WINN		
<b>New</b> Excel Wrap Midsize	.600	43
Dri-Tac Standard	.600	48
Dri-Tac Midsize	.600	49
Dri-Tac Oversize	.600	50
Dri-Tac Ladies	.590	35
Excel Wrap Standard	.600	42



SCOTTY CAMERON®	GRIP LENGTH (In)	WEIGHT (g)
Matador Red Small	10	77
Matador Red Medium	11	84
Matador Red Large	11	65
Matador Black/Red Small	10	77
Matador Black/Red Medium	11	84
Matador Black/Red Large	11	65
Matador Black/Silver Small	10	77
Matador Black/Silver Medium	11	84
Matador Black/Silver Large	11	65
Matador Gray Small	10	77
Matador Gray Medium	11	84
Matador Gray Large	11	65
Pistolini Red	10	80
Pistolini Black	10	80
Pistolini Plus	11	80
Pistolero Red	10	80
Pistolero Black	10	80
Pistolero Plus	11	81

VOKEY DESIGN®	CORE DIAMETER	WEIGHT (g)
<b>New</b> Vokey Tour Velvet 360° White Flat Cap	.580/.600	52/50
Vokey Tour Velvet 360°	.580/.600	52/50
Vokey Tour Velvet 360° Black	.580/.600	52/50
Vokey Tour Velvet 360° White	.580/.600	52/50
Vokey Multi-Compound White	.600	46.5
Vokey Multi-Compound Red	.600	46.5
Vokey Multi-Compound Black	.600	46.5
Vokey Multi-Compound Blue	.600	46.5
Vokey MCC Plus 4 Blue	.600	52
Vokey Platinum Blue	.600	49.5
Vokey Platinum Scarlet	.600	49.5
Vokey Sticky 2.3 Red	.600	50
Vokey Tour Velvet Black	.580/.600	51.5/49.5
Vokey Tour Velvet Cord Black	.580	46.5
Vokey Z Cord Black	.600	50.5
Vokey Z Patriot	.600	50
Vokey Grip Master Leather Black	.560	45

Vokey Design® wedges can be built to a wide range of custom specifications and personalized through our new WedgeWorks Services program. A variety of options are available including special BV grips, custom ferrules and Vokey shaftbands.

## STAMPING AND PERSONALIZATION

**Characters Available** Letters A - Z (all caps) / Numbers 0 - 9 / Special Characters #\*+&\$- / Symbols

**Character Limits** Straight/Freestyle: SM8 - (10) Characters Snow Initials: (2) Characters Snow Symbols: (1) Character Staircase: (5) Characters Curve: (15) Characters Two Lines: (10 per line) Characters

**Stamping Styles** Straight / Freestyle / Snow Initials / Snow Symbols / **New** Staircase / **New** Curve / **New** Two Lines: Straight or Freestyle

## HAND STAMPING



Straight



Freestyle



Curve (Follows the edge of the topline)



Two Lines: Straight (or Freestyle)




Snow




Staircase

## SNOW SYMBOL STAMPING



Dots



Saw



Clover



Happy Face



Star




Hammer



BV



Heart



Diamond



Foot



Skull

## TOE ENGRAVING



BV Wings



BV Custom Wedges



Up and Down



Clover



Tour Saw



Delta Saw

**Note:** Toe Engraving only available with straight, freestyle, snow and staircase stamping.

## BV WINGS COLOR

Available in Limited Color Combos: White/Black, Black/White, Gold/Black, White/White, Black/Black, Silver/Black



Black/White



White/Black\*



Gold/Black\*



Silver/Black\*



Black/Black\*



White/White\*

## PAINT COLORS

Customize loft, bounce and grind with up to 3 different paintfills.



Black



White



Pink



Red



Orange



Yellow



Lime Green



Irish Green



Carolina Blue



Navy Blue



Purple



Gold

## LOFT/BOUNCE/GRIND



## BV SHAFT BANDS



BV Ticket



Vokey WedgeWorks



BV Clover



Vokey Design BV Purple



WedgeWorks Exclusive Red



BV WedgeWorks



WedgeWorks Exclusive Blue



New BV Black



BV Blue and Yellow



BV Pink



BV Turquoise



BV Red, White, Blue

## SHAFT LASER ETCHING

Characters Available Letters A - Z (all caps) / Numbers 0 - 9

Character Limits 20



## WEIGHT PORTING

Swing Weight Options 1SW



White



Black



Clear



Red

## CUSTOM FERRULES



Black



Custom Silver



Custom Chrome



Custom Gold

# MOST RECENT UPDATES

ACTION	NAME	TYPE	VENDOR	AVAILABILITY/ACTION ITEM
Add	TSi Drivers / Fairways	Driver/Fairway	N/A	Available 11/12
Add	CNCPT Irons	Irons	N/A	At once
Add	Kuro Kage Black 5th Gen 50, 55	Driver/Fairway	MCA	Available 11/12
Add	Tensei AV Blue RAW 55, 65, 75	Driver/Fairway	MCA	Available 11/12
Add	Tensei AV White RAW 65, 75, 85	Driver/Fairway	MCA	Available 11/12
Add	HZRDUS Smoke Black RDX 60, 70, 80	Driver/Fairway	Project X	Available 11/12
Add	Project X LZ Onyx	Iron/Wedge	Project X	Exotic
Add	TSi Weights & Weight Kit	Driver/Fairway	N/A	Available 11/12
Add	TSi Stock Grip	Driver/Fairway	Golf Pride	Available 11/12



*Titleist*<sup>®</sup>